

BEATRIZ

SOFÁ / SOFA



CARACTERÍSTICAS

Serie compuesta por sillón, sofá dos plazas en dos medidas, sofá tres plazas en dos medidas, sofá de cuatro plazas.

Estructura de madera de pino revestida en su totalidad de poliuretano en distintas densidades.

Sistema de suspensión de asiento mediante muelles zig-zag y de respaldo por medio de cincha sanglatex.

Almohadas de asiento compuestas de sandwich formado por doble funda interior con separadores rellenos de mezcla de microfibra y copo de viscolastica con alma de goma de alta densidad.

Almohadas de respaldo compuestas de doble funda interior de loneta k con separadores, rellenos de microfibra de alta calidad.

Patas lacadas en distintos colores.

CHARACTERISTICS/FEATURES

Serie composed by an armchair, two seater sofa in two different sizes, three seater sofa in two different sizes, four seater sofa.


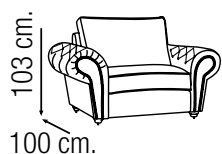
Pine wooden frame totally coated by polyurethane in different densities.

Seat suspension system by zig-zag springs, back system by a sanglatex webbing.

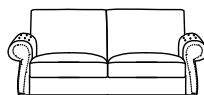
Seat cushions composed by sandwich formed by double inner cover with separators filled with a microfiber mix and viscoelastic balls with heart made of high density rubber.

Back cushions composed by a double inner cover by canvas fabric iki with separators filled with a high density microfiber.

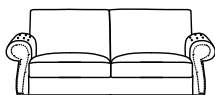
Legs lacquered in different colours.



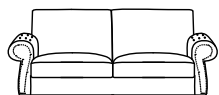
SILLÓN (125)



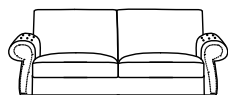
SOFÁ 2 PLAZAS (180)



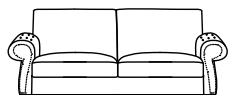
SOFÁ 2 PLAZAS (195)



SOFÁ 3 PLAZAS (215)



SOFÁ 3 PLAZAS (235)



SOFÁ 4 PLAZAS (255)